2021
BBQ TUBES
IRVINE, CA 92618 800-776-9803 www.BbqTubes.com open M-F 9-4pm pst
DIY BBQ FRAME KITS

#1 DIY Outdoor Kitchen System in America

HEAVY DUTY! We placed this pallet of steel weighing 1494 lbs on top of our 4 ft module.

Our system uses Telescopic Steel Tubes to help you avoid cutting, Making assembly fast & easy!

ConnecTube Couplers allow you to build a real tubular steel frame without welding. It is as easy to assemble as Legos.

No other DIY Outdoor Kitchen System can come close to the BBQ Tube System. Other systems use thin aluminum or non-structural steel studs. Our BBQ Tube system uses Real Tubular Steel that with our ConnecTube couplers can be joined together without welding. Our telescoping Tubes helps you avoid cutting. Our system is the best value and comparable in price to steel stud systems that require lots of cutting. Beware of expensive prefab frames that come with cement board. They charge ridiculous prices when cement board is only $10 a sheet at home depot. It is always best to install cement board yourself and save the extra cost. Also cement board kits can not be adjusted in size to fit your landscape like our frame kits. **You will always achieve much better results building your frame on site first and then installing the cement board.**

BBQ TUBE ADVANTAGE

Our Couplings Allow You To Assemble A Real Steel Frame Without Welding that's 10 Times Stronger than cheap studs. This is **Heavy Duty**!!!

Connect Your Steel Frame Together
Easy Like Lego Blocks! This is so much Easier than trying to screw track and studs together…
Perfect for Homeowners! Faster for contractors...

BBQ TUBE FRAME **VS** Studs & Tracks with screw heads

A Smooth Finish with no screw heads allows your cement board to lay perfectly flat against the frame. This prevents wavy walls seen with track and stud islands. It also helps to prevent water damage.

Comparable in price to stud systems

BEST VALUE
BEST VALUE
BEST VALUE

STEEL FRAME

The steel frame for your outdoor kitchen is the foundation for everything you plan to do. It is very important to build a frame that is strong enough to support all the weight of cement board, stucco & stone siding, concrete & granite counter tops plus those valuable and heavy appliances…

Some people use steel studs, but these are not usually strong enough and create problems a couple years in the future. In addition, steel studs and tracks can be difficult and frustrating to screw together because they are not rigid like tubes. Steel Tubes are 10 times stronger than studs and are a much better choice for anyone who wants an outdoor kitchen that will last in all weather conditions. Our modular system with easy to use steel unions make our frame kits the #1 Choice in USA!

CEMENT BOARD

Cement board is sold at local building stores for approx. $10 for a 3x5 sheet and $20 for a 4x8 sheet. We like to use 1/2" thick. Preferred brands are Perma Base and Durrock.

Cement board is easy to cut with a circular saw equipped with a masonry diamond blade or a grinder. When cutting cement board always wear breathing protection as the dust is dangerous to breathe.

Cement Board is attached to the frame with 1 1/4" self tapping cement board screws. (not sharp heads) We like to put screws 8" on center. Installing cement board is easy to do. Do not use wood as it is flammable.

Finish

Another advantage of building your own outdoor kitchen is taking the time to select the best finishing materials to match your home and landscape. For counter tops you can use tile, concrete, granite slabs, etc… For the siding stucco and faux stone veneer are the 2 most commonly used.

Some Homeowners sub contract out the finish work to professional contractors since they have already saved a lot of money building the frame and cement board on their own and want pros to do a perfect finish.

<u>WARNING!!! BBQ ISLANDS MUST BE PROPERLY VENTED TO AVOID A GAS EXPLOSION</u>

The Only Tubular Steel Frame You Can Screw Together

Super Strong



AS SEEN ON YouTube

FLUSH FINISH

For A flat level frame for cement board to lay flat on. No screw heads! No Waves!

You can not do this with cheap steel studs & track!!!

Build It Fast with 4ft & 8ft Modules

We offer true 8 ft steel module kits. This makes it fun and easy to build large frames fast!

You Can Easily Trim Modules Down to a Shorter Length or Depth Before Assembly!

4 Ft Module Standard Height-HEAVY DUTY PART#MOD4 MSRP $229.99
Includes: 8 ea 3 way corner couplers, 12 ea 1 way couplers, 4 end frame tubes 28 3/4"
4 each Length wall Tubes 44 3/4", 10 each VT vertical tubes

8 Ft Module Standard Height—HEAVY DUTY! PART# MOD8 MSRP $359.99
Includes: 8 ea 3 way corner couplers, 20 ea 1 way couplers, 4 ea end frame tubes 28 3/4"
4 ea length wall tubes 92 3/4", 16 ea VT vertical tubes, 4 ea 3 way flat couplers
NOTE: 92 3/4 length wall tubes + couplers = 8 ft

KNOCKOUT
Your BBQ Frame with 1 Punch!
Use our 8 ft Modules

4FT & 8FT Modules

BAR HEIGHT 41" HIGH

Bar Height Modules are normally used for serving island not to house grills etc unless you are over 6 feet tall.

4 Ft Module Bar Height—Heavy Duty! PART#MOD4BH Price $269.99
Includes: 8 ea 3 way corner couplers, 12 ea 1 way couplers, 4 ea end frame tubes for 32" depth, 4 each length wall tubes, 10 ea vertical tubes bar height

8 Ft Module Bar Height—Heavy Duty! Part #MOD8BH Price $399.99
Includes: 8 ea 3 way corner couplers, 20 ea 1 way couplers, 4 ea end frame for 32" depth , 4 ea length wall tubes 92 3/4", 16 vertical tubes bar height

A Bar Height 41" High Frame

B Standard Height 35" Frame

No Cut Grill Module

Grill Module (max grill width 48")

This is not a cutout kit. It is an entire module designed for your grill. The main advantage of this design is you do not have to use a dangerous grinder to cutout the top track for the grill to slide in like you do with our competitors systems that use track and studs.

Add more modules for counter top space and additional components as desired. It is easy to connect modules together with connector plates. Use 2 connector plates per union of modules.

Connects together like Lego's!

Appliance Cutout Kits

Actual Appliances Not Included

Each of Your Chosen Appliances Require a cutout kit for support within the frame. These kits are extra length. You will trim to fit.

Grill Cutout Kit

Slide in Side Burner

Drop in Side Burner

Fridge

Grill Cart

NO CUT

Telescoping Tubes

No or little Cuts when with our telescoping tube system

Double Door

Single Door

Vertical Drawers

Trash/Propane Drawer

Enclosed Kamado Kit

Combo Kit

Bar Center Kit

Sink

Ice Bin

Keg

Our Cutout Kits are Universal and work with all brands designed for Built In BBQ Islands.

Back Splash & Overhangs

Back Splash Kits (Easy to Assemble)

We offer 4ft long x 6” high and 4ft long x 12” high back splash frame kits for our 4 ft module. Also available 8ft long x 6” high and 8ft long x 12” high for the 8ft module

FREE CTT Tubes When you add the back splash frame you will need CTT’s to support the cement board counter top. We give you one Free with the 4ft back splash kit and two Free with the 8 ft kit. *Actual # needed depends upon your design. You may need to purchase more CTT’s separately.*

Split Bar Counter Kits

We offer 4ft & 8ft long back split bar frame kits.
Your Split Bar Counter Frame will require structural hidden bar supports sold separately. Our structural supports are custom made to match the size of the frame and have predrilled holes that line up with the couplers. It is required for safety to install one on each end of the kit as shown in the video. For heavy granite and concrete counters you will also need to install over hang L supports. The L supports are available at most hardware stores. L supports are not a replacement for our structural hidden bar supports. Not installing our structural supports as instructed can result in a serious injury. Never let children or adults sit on the split bar counter.

Wrap Around Back Splash & Split Bar
We also offer kits that will allow you to build around the corner and end.

Needed Extras

Self Tapping Framing Screws

Self Tapping Cement Board Screws



Heavy Duty Leveling Feet
designed to support the heavy weight of a bbq island.
Includes mounting holes

Stainless Steel Air Vents

Connector Plates

Composite Shims

Self Tapping Hex Head Screws
use to screw frame together
no predrilling holes needed
when using an impact drill

Tools

Circular saw

IMPACT DRILL

Measuring Tape

3” Magnetic Drill Bit Holder

Face Shield

Safety Glasses

Sharpie

GLOVES

MAGNETIC LEVEL

HOW 2 ORDER THE BBQ TUBES DIY SYSTEM?

1. Measure your space for the lengths of each wing of yor outdoor kitchen. Buy enough modules to frame in your space. If you our module is short a few inches consider ordering our Module Extension Kit
2. Make a list of your appliances. Do not over crowd appliances. Allow minimum of 4” between each appliance. Select matching appliance cutout kits. If you have a door order a door cutout kit. If you have a fridge order a fridge cutout kit and so on… All cutouts are pre-cut for our 32” depth modules. Width parts now include our telescoping tubes to avoid cutting. To Avoid cutting as much as possible use 32” depth.
3. Add back splash and over hang kits. Sold in 4ft sections for the 4ft module and 8ft lengths for the 8ft module.
4. Needed Extras. Screws, air vents, leveling feet, cement board, etc are all sold separate. We recommend you order our screws and vents. We do not sell cement board. It is to heavy to ship.

NEED HELP TO ORDER? USE OUR SHOPPING LIST SERIVCE

NO WELDING REQUIRED
ConnecTube Couplers used instead

USE 32” Depth Modules
for the least cutting

Use an Impact Drill
with self tapping screws

We Ship Nationwide
ALLOW 3-7 DAYS FOR SHIPPING

MEASURE YOUR SPACE

TIP: Try to Plan your island with 4Ft & 8Ft Modules to eliminate the need for trimming modules

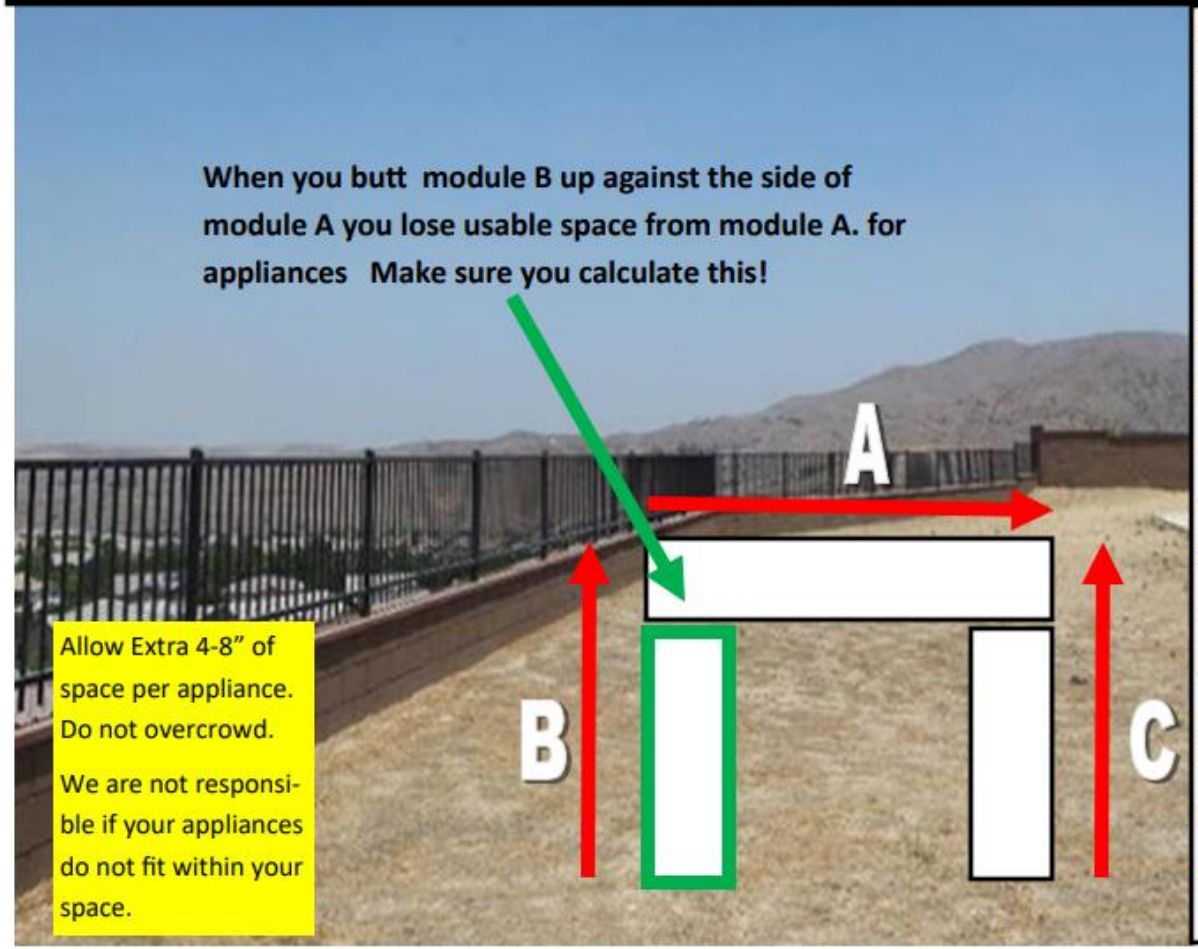

Select Enough 4ft & 8Ft Modules to fill your space. If needed you will trim the last module on each leg to fit.

Select Design:

Straight L Island U Island

Measure Maximum Lengths:

A: _____

B: _____

C: _____

Circle Which Wings Have Back Splash

A B C

Circle Which Wings have 12" Over Hang

A B C

Note" you combine back splash and over hang kits to create a split bar counter

KEEP IT SIMPLE!

Plan 32" Depth to avoid extra cutting.

MODULES: A = 8ft Module B= 8ft Module C= 4ft Module

BACK SPLASH B = 8ft back splash kit + 2 wrap around split bar kits

SPLIT BAR D&E = 2 8ft split bar counter kits

F= Sink Cutout Kit

G= Grill Cutout Kit

H, J and K = Double Door Cutout Kits

I = Fridge Cutout Kit

4 lbs framing screws

4 lbs cement board screws

5 each CTT's (we used one centered in the bottom of each 8ft module and the rest in the counter tops where there was large empty space.

6 stainless steel air vents

4 connector plates (2 per union of modules)

16 Heavy Duty Leveling Feet

4 Structural Hidden Bar Supports +

MODULES

			MSRP	SALE
	4 Ft Straight Module—Standard Height 35”frame	MOD4	233.99	
	8 Ft Straight Module– Standard Height 35”frame	MOD8	359.99	
	32” Diagonal Corner Module—Standard Height 35” frame	MOD-DC	320.99	
	32” Diagonal Corner Module with vertical door & sink kit	MOD-DCS	399.99	
	32” Diagonal Corner Module with egg kit	MOD-DCE	449.99	
	4 Ft BAR HEIGHT Module—BAR HEIGHT 41”frame	MOD-4BH	257.99	
	8 Ft BAR HEIGHT Module—BAR HEIGHT 41” frame	MOD-8BH	395.98	
	NO CUT GRILL MODULE– Standard Height.	MOD-G	319.99	

APPLIANCE CUTOUTS

			MSRP	SALE
	GRILL CUTOUT (range 22.75-37.25)	CO-Grill	99.99	
	XL GRILL CUTOUT (range 27.75-48”)	CO-GRILL-XL	129.99	
	XXL GRILL CUTOUT (range 48”-54”)	CO-GRILL-XXL	139.99	
	GRILL CART CUTOUT (range 48-64”) For self standing grills on a cart	CO-GRILL-Cart	99.99	
	GRILL PLATFORM add on kit for a few grills that need a platform	CO-Grill-platform	60.	
	SLIDE IN SIDE BURNER (range 10.5”-16.5”) control knobs face forward	CO-SB	99.99	
	DROP IN SIDE BURNER (range 10.5”-16.5”) control knobs face sky	CO-SBD	39.99	
	POWER BURNER No Drop (range 15.75”-22.25”) sits in counter top	CO-PB-ND	119.99	
	POWER BURNER with 12” Drop Down (range 15.75-22.25”)	CO-PD-D12	229.99	
	SINGLE DOOR CUTOUT (range 12”-17.5”)	CO-SD	45.99	

			MSRP	SALE
	Horizontal & Double Door Cutout (range 22.75-37.25)	CO-DD	60.	
	FRIDGE Cutout No telescoping parts	CO-F	49.99	
	KEG Cutout No telescoping parts	CO-K	89.99	
	Vertical Drawer (range 12-17.5”)	CO-VD	70.	
	TRASH/PROPANE Drawer (range 12”-17.5”)	CO-TP	70.	
	COMBOS (range 22.75”-37.25”)	CO-Combo	99.99	
	TRIPLE COMBO (range 27.75”-48”)	CO-Combo-T	119.99	
	SMALL SINK (range 12-17.5”)	CO-Sink-sm	79.99	
	MEDIUM SINK (range 22.75”-29.25”)	CO-Sink-md	84.99	
	LARGE SINK (range 22.75”-37.25”)	CO-Sink-L	99.99	
	SMALL ICE BIN (range 10.5”-16.5”)	CO-Ice-sm	79.99	
	STANDARD ICE (range 18”-33”)	CO-Ice-std	90.	
	SMALL BAR CENTERS (range 15.75”-22.25”)	CO-Bar-sm	94.99	
	XL BAR CENTERS (range 22.75”-37.25”)	CO-Bar-XL	119.99	
	OPEN Egg Cutout	CO-Egg	169.99	

UPGRADES

			MSRP	SALE
	4 Ft BACK SPLASH 6” HIGH	BS4-6	114.	
	4 FT BACK SPLASH 12” HIGH	BS4-12	125.	
	8 FT BACK SPLASH 6” HIGH	BS8-6	180.	
	8 FT BACK SPLASH 12” HIGH	BS8-12	200.	

	4 FT SPLIT BAR COUNTER	SBC-4	159.99	
	8 FT SPLIT BAR COUNTER	SBC-8	320.99	
	WRAP AROUND SPLIT BAR COUNTER (end of 32” depth module)	SBC-WA	120.	
	WRAP AROUND BACK SPLASH (end of 32” depth module)	BS-WA	80.	

NEEDED EXTRAS			**MSRP**	**SALE**
	CTT Counter Top Tube 28 3/4” NON-TELESCOPING	NE-CTT	19.99	
	CTT Telescoping (range 22.75”-29”)	NE-CTT-TS	30.	
	1 Lb BBQ TUBE Hex Head Self Tapping Screws (use for frame)	NE-HH-1	11.99	
	4 LB BBQ TUBE Hex Head Self Tapping Screws (use for frame)	NE-HH-5	47.96	
	1 LB BBQ TUBE Self Drilling Lath Screws Large Low profile pan head use to attach Structural Hidden Bar Supports	NE-LS-1	10.99	
	Heavy Duty Level Foot	NE-LF	39.99	
	Premium Stainless Steel Air Vent	NE-vent	29.99	
	4 Ft Galvanized Steel Tube	NE-tube-4	19.99	
	92.75” Galvanized Steel Tube	NE-tube-8	39.99	
	VERTICAL TUBE with 2 one way couplers	NE-VTT	14.99	
	VERTICAL TUBE BAR HEIGHT with 2 one way couplers	NE-VTT-BH	18.99	
	Structural Hidden Bar Support	NE-SHBS	20.	
	CONNECTOR PLATES (use 2 per union of modules)	NE-CP	2.49	
	CUSTOM ANGLE KIT (t (2 cp + Angle Part + 4 VT+8 one ways)	NE-CA	69.99	
	PREMIUM CEMEN T BOARD STUCCO (5 gallons) white color	NE-STUC	149.99	

FAUX WOOD TILES LOOK GREAT

ROUNDED ISLANDS LOOK GREAT

But they cost more and are more difficult to build.

If you plan to build a rounded island first make sure you are able to buy PERMA BASE FLEX Cement board. It is the only cement board designed to bend a full radius. It is not sold at home depot or lowes. It must say FLEX.

FULL SUPPORT WEBSITE AT:

www.BbqTubeSupport.com

FREE Password with orders over $400 in frame kits

SHOP ONLINE AT www.BbqTubes.com

We reserve the right to change prices after publication. Final prices are online.